

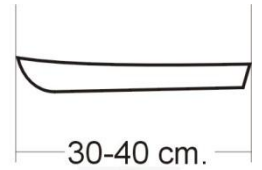
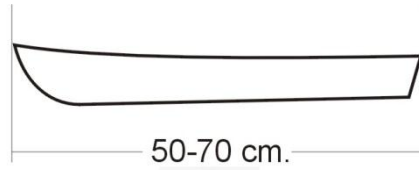
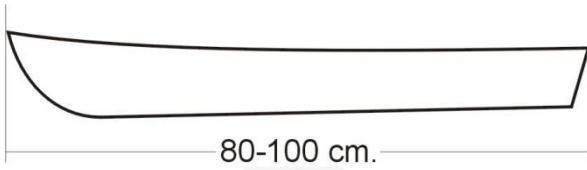


DOĞRU BAŞLANGIÇ MODELİ NASIL SEÇİLİR ? / HOW TO CHOOSE THE RIGHT MODEL TO BEGIN ?

İster kitten ister plandan çalışılsın, ahşap temelli ölçekli gemi / tekne modelciliğine başlamak için, ilk ve takibindeki birkaç modelde mümkün olduğu kadar aşağıdaki özelliklere sahip tekneler tercih edilmelidir.

Either working from kit or from scratch, ships and boats with the specifications listed below should be chosen for the first and following several models to begin wood based scale ship / boat modelling.




1. Boyut olarak çok büyük olmayan. / Not too big in size.




2. Gövdesi tamamen veya büyük oranda kapalı olan. / With closed or semi-closed hull.




3. Ayna kılı olan. / Square sterned.




4. Gövde formu karmaşık olmayan, mümkünse panel olarak kaplanabilecek. / *Without a complicated hull form, preferably which can be planked with panels.*



5. Şiyar eğrisi çok abartılı olmayan ve kademesiz olan. / *Without an exaggerated and stepped sheer line.*



6. Sehimi eğrisi çok abartılı olmayan ve kademesiz olan. Mümkünse sehimi olmayan. / *Without an exaggerated and stepped camber. Preferably with no camber.*



7. Şeffaf bölümleri mümkün olduğu kadar az olan. / *With transparent parts as less as possible.*



8. Yelkenli olmayan, olsa bile arma donanımı basit olan. / *Without sail or with rigging as simple as possible.*



9. Mmkn olduęunca az detay ve aksesuar ieren. / *With details and accessories as less as possible.*



10. Doęruluęu ve sorunsuzluęu ispatlanmıř bir planı veya kiti bulunan. / *From a plan or kit with proven accuracy and reliability.*